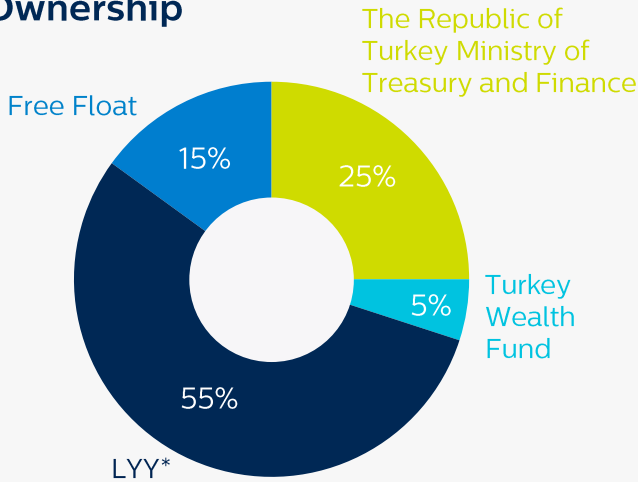


Ownership



Note: Turkey Wealth Fund has 1.68% public share ownership.

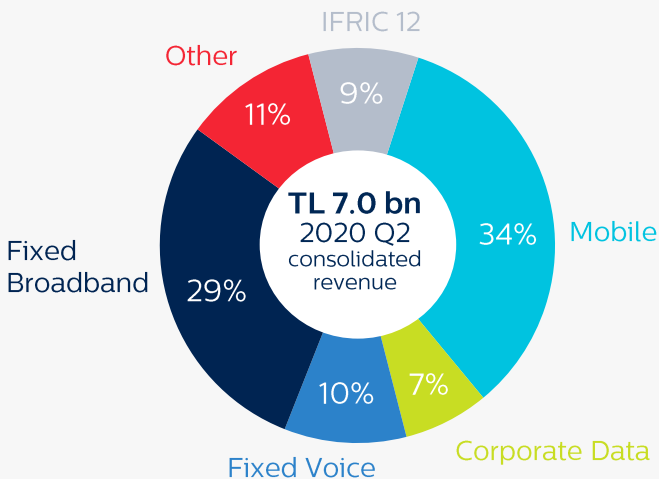
*LYY Telekomünikasyon A.Ş.

2020 Guidance

- ▶ Around 13% consolidated revenue growth*
- ▶ TL 12.4 -12.6 billion EBITDA
- ▶ Around TL 6.4 billion CAPEX

*Excluding IFRIC 12

Revenue Breakdown (2020 Q2)



TTKOM Bloomberg: TTKOM TI Reuters: TTKOM IS

Türk Telekom Group is Turkey's world-class, integrated telecommunication and technology services provider offering its customers the complete range of mobile, broadband, data, TV and fixed voice services as well as innovative convergence technologies under the unified "Türk Telekom" brand. Turkey is one of the largest telecom markets in EMEA region with over 83 mn growing population and increasing number of households.

Overview of Türk Telekom

Türk Telekom was privatized in 2005 and IPO'ed in 2008; underwent a successful transformation resulting in increased efficiency and enlarged service scope.

Unification of mobile, broadband, TV and fixed voice brands under single Türk Telekom brand with a customer oriented and integrated structure.

Strong portfolio of subsidiaries, all well positioned to create value both via supporting core businesses and via third party sales.

Covering 81 cities of Turkey with its 314K km fiber network.

Fiber homepass coverage reached 23.8 mn in Q2'20 up from 19.4 mn a year ago.

LTE population coverage expanded to 93% in Q2'20.

Financial and Operational Highlights

Consolidated revenues increased to TL 7.0 bn, up by 21.0% YoY.

Excluding IFRIC 12 accounting impact, revenue growth was 15.5% YoY.

Consolidated EBITDA grew 20.7% YoY to TL 3.2 bn with an EBITDA margin of 46.4%. Excluding IFRIC 12 impact, EBITDA margin was 49.6%.

Net income grew 125% YoY to TL 980 mn in Q2'20 from TL 435 mn in Q2'19, driven largely by strong underlying operating performance and lower financial expenses.

Total number of Türk Telekom subscribers reached 48.7 mn with 315K net additions in Q2'20. Net subscriber additions were 1.6 mn during the last twelve months.

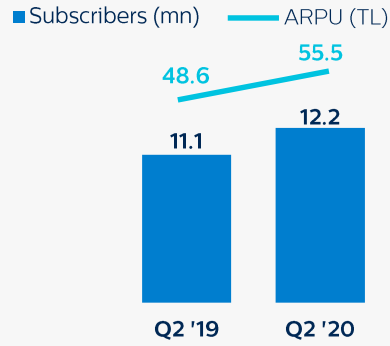
Türk Telekom



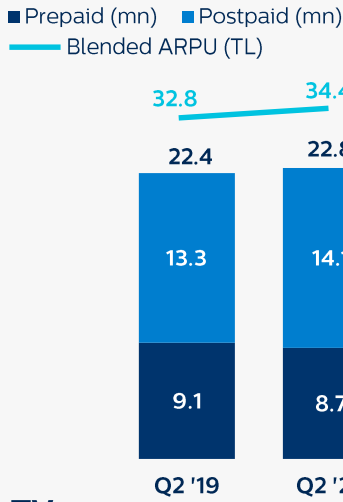
While Türk Telekom unified mobile, fixed voice, fixed broadband and TV brands under single "Türk Telekom" brand, TTNET A.S., and TT Mobil İletişim Hizmetleri A.S. legal entities remain intact.

Operational Performance

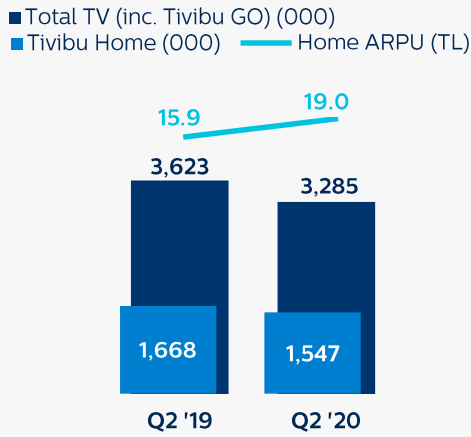
Fixed Broadband



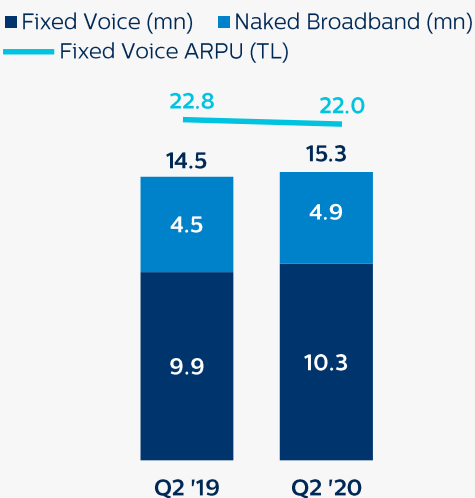
Mobile



TV

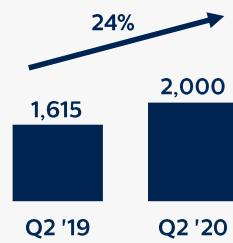


Fixed Voice

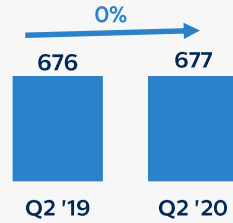


Revenue Performance (TL mn)

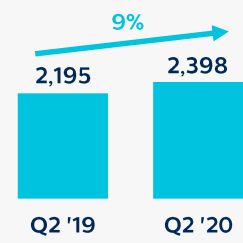
Fixed Broadband



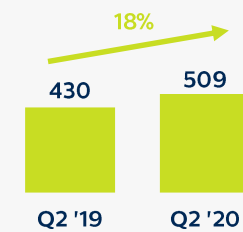
Fixed Voice



Mobile



Corporate Data



Summary Financials

Consolidated Income Statement (TL mn)	Q2 '19	Q1 '20	Q2 '20
Revenues	5,760	6,303	6,969
EBITDA	2,681	2,977	3,237
Margin	46.5%	47.2%	46.4%
Operating Profit	1,510	1,704	1,934
Margin	26.2%	27.0%	27.7%
Financial Income/(Expense)	(999)	(870)	(703)
Tax Expense	(77)	(173)	(250)
Net Income	435	661	980
Margin	7.5%	10.5%	14.1%

Cash Flow Statement (TL mn)	Q2 '19	Q1 '20	Q2 '20
Operating Cash Flow	2,319	2,597	2,347
Investing Cash Flow	(906)	(1,012)	(1,197)
CAPEX	(922)	(918)	(1,270)
Other Investing Activities	15	(94)	73
Financing Cash Flow	(4,720)	133	(2,476)
Net Change in Cash Position	(3,308)	1,718	(1,326)

Consolidated Balance Sheet (TL mn)	30.06.2019	31.03.2020	30.06.2020
Total Assets	37,575	42,276	41,852
Cash and Cash Equivalents	3,961	6,484	5,183
Tangible Assets	14,024	14,582	14,389
Intangible Assets	9,598	10,413	10,866
Right of Use Assets	1,398	1,454	1,416
Other Assets	8,593	9,343	9,997
Total Equity and Liabilities	37,575	42,276	41,852
Share Capital	3,260	3,260	3,260
Reserves, Retained Earnings and Other Equity Items	4,716	6,688	7,450
Interest Bearing Liabilities	21,398	22,932	22,218
Other Liabilities	8,201	9,396	8,924